



This instruction sheet contains instructions for the MK-370/470 Splash Hood and the MK-770 Splash Hood. The Splash Hood is designed to reduce water spray generated during the operation of the tile saw.


1. MK370/470 Splash Hood Installation Procedure:




(A)
Remove the saw from the Water Pan




(B)
Seat the base of the Splash Hood inside the Water Pan



(C)
Seat the saw in the Water Pan/ Splash Hood base assembly (Ensure the saw is securely seated)



(D)
Place the Splash Hood cover over the motor and seat the cover on the Splash Hood base




(D)
Cutting Distance from the blade to either side is approximately 7-inches


NOTE: Due to tolerances in design, Step B may be performed by placing the Saw into the Splash Hood base, and then placing the Saw/Splash Hood Base assembly into the Water Pan. If problems arise during installation, contact the MK Diamond Service Center at (800) 421-5830.

This instruction sheet contains instructions for the MK-370/470 Splash Hood and the MK-770 Splash Hood. The Splash Hood is designed to reduce water spray generated during the operation of the tile saw.

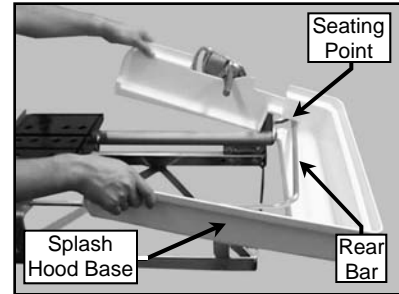
2. MK770 Splash Hood Installation Procedure:



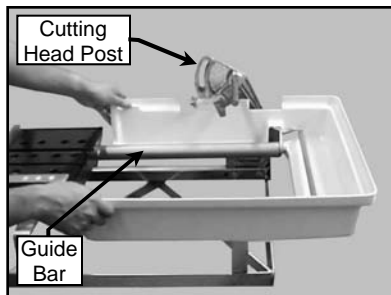
(A)
Remove the Cutting Head



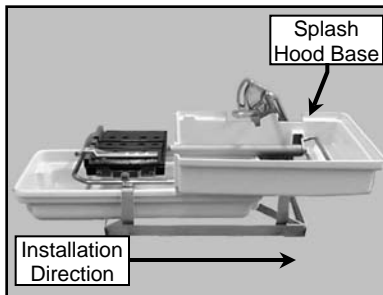
(B)
Remove the Water Pan




(C)
Slide the left side of the Splash Hood base over the rear bar of the saw frame



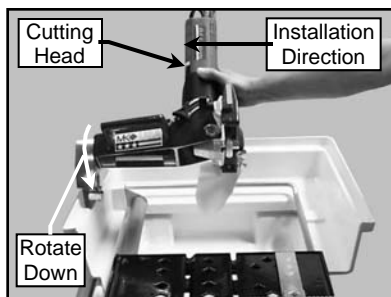
(D)
Slide the left side of the Splash Hood base under the inside of the Cutting Head Post and behind The Guide Bar



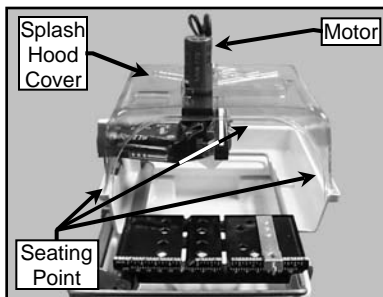
(E)
Install the Water Pan into the saw and under the Splash Hood base



(F)
Verify the Splash Hood base is seated inside the Water Pan



(G)
Install the Cutting Head and seat



(H)
Install the Splash Hood cover over the Cutting Head motor and seat it inside the Splash Hood base

NOTE: If problems arise during installation, contact the MK Diamond Service Center at (800) 421-5830.

MK Diamond, Products, Inc, 1315 Storm Parkway, Torrance, CA 90509-2803, (310) 539-5158