

Quality
Price
Service



Contractors Direct®

Tile & Stone Tools

Professional Equipment Since 1993



SHOP ON-LINE

www.contractorsdirect.com

1-800-709-0002

Fax 203-882-1807

2007

IMER COMBI 200/250VA BRIDGE SAWS

All New Combi Saws, Lighter & Able To Plunge Cut!

Manufactured using the latest die cast aluminum fusion technology. These saws are very strong, light and accurate. Adjustable cutting head makes plunge cuts and L cuts a snap. 45 degree miter cuts are quick and simple, just tilt the cutting head. Blade speed 2800 RPM. Includes stand, side table and diamond blade.

8" 200VA - 24" rip cut, 16" diagonally, (with plunge cut).

10" 250VA - 31" rip cut, 20" diagonally, (with plunge cut).

8" COMBI 200VA \$889.00 item 5837

8" diamond blade 5/8" arbor.

1-1/2" depth of cut, weight 45 lbs. 1 HP, 110 Volts.

Size 35"L x 20"W x 47"H (with stand).

10" COMBI 250VA \$1249.00 item 5839

10" diamond blade 5/8" arbor.

2" depth of cut, weight 70 lbs. 1.5 HP, 110 Volts.

Size 55-1/2"L x 37" W x 48"H (with stand).

FREE SHIPPING & HANDLING*

FREE FOLDING STAND

FREE SIDE TABLE

*Motor freight to a commercial address in the continental USA.



**Made in
ITALY**



FREE SAW STAND

VX 10.2 XL PRO

New, compact professional quality saw that cuts larger format tiles. 1.5 HP motor, 115 volts.

Liquid cooled bearing housing!

Belt driven means more torque.

Stainless Steel Water Pan.

Weight only 83 lbs.

Rips: 24", diagonally cuts 18" tile.

Depth of cut 3-1/4".

Saw dimensions 23"L x 22-1/2"W x 19"H.

10" Pearl blade and bullnose miter guide included.

\$899.99 item 5711 **SHIPPING \$62.00**

FREE Folding Stand (\$79.99 value)

FREE Extra Porcelain Blade (\$54.99 value)



24" Rip Cut



WATER HEATER

Portable immersion type water heaters, 1150 Watts 120 volts.

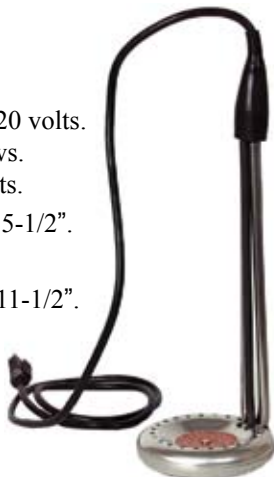
Use short model for wet saws.

Use longer model for buckets.

\$39.99 Max water depth 5-1/2".

\$44.99 Max water depth 11-1/2".

Item 6285



BUCKET HEATER

Portable immersion type water heater, 1000 Watts 120 Volts.

For use in 5 gallon buckets.

\$42.99 item 5992





Best Seller!

D24000 HEAVY DUTY 10" TILE SAW

24" rip cut, 18" diagonally in one pass.

Lightweight-only 69 lbs.

Cantilevering rail/cart system. One person can transport and set up the saw.
 Stainless steel rail system is integrated into the saw frame, insuring accurate cuts.
 45 and 22.5° miter feature for quick angled cuts. Quick plunge cut feature for electrical outlets and A/C registers.
 5 gallon water pan with rear and side ABS plastic pan attachments can be placed on saw to catch overspray.
 Powerful 1.5 HP, 15 AMP motor will cut hard materials such as porcelain and stone.
 Removable cutting cart for easy cleaning. Compact size, 34"L x 26"W.
 Blade diameter 10", 5/8" arbor. Max. depth of cut 3-3/4".

item 6036 **FREE SHIPPING & HANDLING** **Call for pricing or visit**
Folding Stand item 6037 **www.contractorsdirect.com**

Q.E.P. BRIDGE SAWS

Two sizes available:

8" Bridge Saw - 24" rip cut, 18" diagonally.

10" Bridge Saw - 40" rip cut, 28" diagonally.

These wet saws not only cut big tile, they provide the power and features found in tile saws that are as much as twice the price.
 Adjustable folding legs with wheels are provided for mobility.

8" Bridge Saw

8" diamond blade 5/8" arbor.
 1-1/2" depth of cut, weight 99 lbs. 1.5 HP, 110 Volts.
 Size 35"L x 20"W x 47"H (with legs).

\$289.99 item 5226 SHIPPING \$52.00

10" Bridge Saw

10" diamond blade 5/8" arbor.
 2" depth of cut, weight 163 lbs. 2 HP, 110 Volts.
 Size 55-1/2"L x 37" W x 48"H (with legs).

\$649.99 item 5230

FREE SHIPPING FROM Q.E.P. WAREHOUSE*

*Motor freight to a commercial address, in the continental USA.

Also available from our warehouse with a shipping charge.



INCLUDES LASER CUTTING GUIDE & ATTACHED REAR WHEELS.

BOOMERANGLE 45 DEGREE MITER

Allows tile to be center cut at a precise 45 degree angle for easier installation and faster setup and cutting time. **\$15.99** item 3104

V-CAP MITER

Fits Any Wet Saw.

Attaches easily to Boomerangle 45 (required).
 Cut many types of trim tiles time after time with fewer miscuts.
 Miter V-caps, quarter round and radius tiles in two positions. **\$26.95** item 3105



SHOP ON-LINE 24hrs.; www.contractorsdirect.com



MK-370 EXP WET SAW KIT

1/2 HP, 115 Volts. Depth of cut 1-3/4".

Length of cut 18", diagonally 12".

Tilting head allows for precise 45 degree mitering.
7" MK blade, water pump and rip guide included.

Kit includes saw, folding stand and cutting pkg.

MK-370 EXP KIT \$319.00 item 42371K

FREE SHIPPING & HANDLING

370 EXP Stand \$53.99 item 42372



MK-770 EXP WET SAW

High torque 3/4 HP, 115 Volts. Depth of cut 2-1/4".

Length of cut 20", diagonally 14".

Adjustable cutting head for mitering.

7" blade capacity. 7" MK HOTDOG blade included.

Weight, 57 lbs .

MK-770 EXP \$519.99 item 30351

FREE SHIPPING FROM MK FACTORY WAREHOUSE*

** Most MK wet saws are also available from our warehouse with a shipping charge.*



MK-660 WET SAW

Direct drive 3/4 HP, 115 Volts.

Length of cut 14", diagonally 10". Depth of cut 2-1/4".

Saw dimensions 28"L x 21"W x 17"H.

7" blade capacity. 7" MK blade included.

Weight 53 lbs. Stand not included.

\$549.99 item 3034

FREE SHIPPING FROM MK FACTORY WAREHOUSE*

** Most MK wet saws are also available from our warehouse with a shipping charge.*



MK Diamond Products Parts & Tile Saw Accessories

MK Water Pump \$58.00 item 3010

MK-770 Motor \$155.00 item 5849

MK-101/880 V-Belt \$10.00 item 5970

MK-270, 370 Water Pan \$35.00 item 30105

MK-100,101 Diagonal Cutting Kit \$127.00 item 137356

Dressing Stone \$14.99 item 3082

Drain Plug \$4.99 item 30091

Rip Guide \$19.00 item 30097

5pc Cutting Kit \$99.99 item 30111

Large Miter Guide \$50.00 item 30094

MK-270/370 Water Pump \$44.00 item 5775

MK-101 Water Pan \$54.00 item 30108

MK-101 Stainless Steel Water Pan \$88.00 item 5977

MK-660, 770 Water Pan \$46.00 item 30106

Dual 45 Flat Angle Guide \$21.00 item 30096

90 Adjustable Protractor \$29.00 item 30095

Large Rip Guide \$24.99 item 30099

MK-100,101 Side Ext. Table \$19.00 item 162075

MK-101 On/Off Motor Switch \$15.00 item 5921

Stand with wheels for MK-101, MK-101-Pro, MK-101-Pro 24 \$144.99 item 30382 SHIPPING \$6.00

Folding stand for 660, 770, 880, 101, 101-Pro \$99.99 item 30381 SHIPPING \$5.00

MK-100 WET SAW KIT

Length of cut 20", diagonally 14".
Powerful 1.5HP, BALDOR motor, 115 Volts.
Depth of cut 3-3/4". Weight 96 lbs.
Saw dimensions 36"L x 22"W x 22"H.
Rip guide, water pump and 10" tile blade included.

\$595.99 item 5925K

FREE SHIPPING FROM MK FACTORY WAREHOUSE*

Includes folding stand and cutting kit.

** Most MK wet saws are also available from our warehouse with a shipping charge.*



MK-100JCS TILE SAW

Length of cut 20", diagonally 14".

High torque 1.5 HP BALDOR motor, 115 Volts.
Depth of cut 3-3/4". Weight 134 lbs.
Saw dimensions 44"L x 24"W x 29"H.
Rip guide, water pump and 10" tile blade included.
Length of cut 20", diagonally 14".

Built-in stand with wheels, easy set-up!

\$809.99 item 6711

FREE SHIPPING FROM MK FACTORY WAREHOUSE*

**Motor freight to a commercial address in the continental USA.*

We are required to collect sales tax from California residents on MK factory direct shipments.



MK-101 PRO KIT

Length of cut 20", diagonally 14".
High torque 2 HP, 115 Volts.
Depth of cut 3-3/4". Weight 103 lbs.
Saw dimensions 36"L x 23"W x 23"H.
10" MK "Hot Dog" blade included.

Now with stainless steel water pan.

Stand with wheels, side table, and cutting kit included.

\$949.99 item 30371K

FREE SHIPPING FROM MK FACTORY WAREHOUSE*

** Most MK wet saws are also available from our warehouse with a shipping charge.*

**FREE
MK Hot Dog
10" Blade**



MK-101 PRO 24 KIT

Length of cut 24", diagonally 18".
High torque 2 HP, 115 Volts.
Depth of cut 3-3/4". Weight 125 lbs.
Saw dimensions 40"L x 22"W x 23"H.
10" MK "Hot Dog" blade included.

**Stand with wheels, side table,
and cutting kit included.**

\$1199.99 item 3121K

FREE SHIPPING FROM MK FACTORY WAREHOUSE*

**Motor freight to a commercial address in the continental USA.*

Also available from our warehouse with a shipping charge.



**KIT INCLUDES
FREE STAND
WITH WHEELS**

SHOP ON-LINE 24hrs.; www.contractorsdirect.com

TM-75 TILE SAW

Quiet 3/4 HP sealed induction motor.
Depth of cut 1-5/8". Water pump included.

Length of cut 14", diagonally 10".

5/8" arbor. Saw dimensions 26"L x 17"W x 14"H.

8" premium blade & cutting package included.

Weight 37 lbs. item 5833

Call for pricing or visit


www.contractorsdirect.com

Folding Stand \$58.99 item 58335

Stand not included.



75% quieter than saws
with grinder motor.



TILE MASTER PLUS KIT

Belt Driven Means More Torque.

24" rip cut , 16" diagonally.

50% larger cast aluminum conveyor cart. New spring-assisted plunge cut capability.

Blade shaft lock. Powerful 1.5 HP, 115 Volt, Baldor motor, depth of cut 3-3/4".

10" blade capacity, 5/8" arbor. Weight 118 lbs.

Kit includes saw, folding stand and cutting package.

item 6391K **Call for pricing or visit**

www.contractorsdirect.com

Kit ships motor freight to a commercial address
in the continental USA.

Rolling Folding Stand \$249.99 item 6392 **SHIPPING \$8.00**

Rear Wheel Kit for Folding Stand \$20.99 item 6394



FTS-150

Meets Professional Contractors' Needs!

1.5 HP, 110 Volt belt driven motor, 3450 blade RPM.

Conveyor cart with extension and tile cutting accessories
package included (90 degree protractor, 45 degree angle guide,
bullnose miter guide). Heavy duty water pump included.

Length of cut 19", diagonally 13". Depth of cut 3-1/4".

Saw dimensions 39-3/4"L x 22"W x 20-1/2"H

10" diamond blade included, 5/8" arbor.

Smooth rollers ensure accurate cuts.

Weighs 103 lbs. Free folding stand with wheels.

6" to 10" blade capacity including 6" profile wheels.

item 185210 **Call for pricing or visit**

www.contractorsdirect.com



Stand With
Casters

Felker Original Parts & Tile Saw Accessories

Felker Pump for Tile Saws \$70.00 item 3110

Water Tube Assembly \$11.00 item 30123

Tile Master Pan With Rails \$154.99 item 30098

Carriage Tray \$139.00 item 30092

45 Bullnose Miter \$26.00 item 30100

Dual 45 Flat Angle guide \$23.00 item 30103

Tile Accessories Pkg: Bullnose miter guide, adjustable 90 protractor, 45 dual angle guide **\$49.99** item 3009

Drain Plug \$4.99 item 30091

Air Foot Switch \$99.00 item 3002

Water Pump Repair Kit \$30.99 item 3011

V-Belt Poly \$21.00 item 5855

Tile Saw Stand \$84.99 item 3008 **SHIPPING \$5.00**

Carriage Tray Wheels \$29.00 item 30110

90 Adjustable Protractor \$22.00 item 30102

Adjustable Rip Guide \$16.00 item 30104

On/off Switch Baldor \$22.00 item 30112

Original Tile Master Water Shield \$36.99 item 5281

STOW

A DIVISION OF MULTIGROUP INC.

TS7 TILE SAW

3/4 HP, 115 Volts. Depth of cut 1-3/4".
Length of cut 17", diagonally 12".
7" blade included.

Best built compact saw in it's class!

Miter guide, large flow water pump and rip guide included.
Saw dimensions 30"L x 19"W x 18"H
Weight 43 lbs.

\$499.99 item 6400 *SHIPPING \$20.00*

Folding Stand \$89.99 item 6403



GEMINI REVOLUTION XT WET SAW

24" rip cut in tile, porcelain, marble, granite.

Weighs only 39 lbs. 1 HP, 110 Volts.

10" diamond ring blade that cuts up to 2" thick.

So clean and quiet you can use it indoors.

5 times more blade power (torque) than any other saw in its class.

\$929.99 item 5223 *SHIPPING \$40.00*

Folding Stand \$84.99 item 5212

Diamond Blade Standard \$74.99 item 5213

Diamond Blade Double Sided \$139.99 item 5214

Replacement KEVLAR Belt \$30.00 item 0086

Grommet Pulley Kit With KEVLAR Belt \$175.00 item 1065A



**CUT A RADIUS, CURVE
OR STRAIGHT LINE.**

Optional rolling carts available.
Call for pricing.

Stand not
included.

TOMECANIC ASTRO 800 WET SAW

Includes shock-proof case and two diamond blades.

Weighs only 25 lbs.

Blade capacity: 8", 5/8" arbor.

Depth of cut: 1.3".

Maximum width for miter cuts: 13-1/4".

1 HP, 110 Volt Motor, 2800 RPM.

Continuous wet tile blade and turbo rim blade included.

Tile saw dimensions: 17" x 15" x 10".

Stainless steel cutting table with water recovery system.

Cuts ceramic tile, marble, granite and other materials.

Includes shock-proof case.

\$144.99 item 7505 *SHIPPING \$16.00*

 **TOMECANIC**



SHOP ON-LINE 24hrs.; www.contractorsdirect.com

GLADIATOR

41" rip cut, 29" diagonally.

1-1/2 HP, 110 Volts, 10" blade capacity, 5/8" arbor.

Belt driven means more torque!

10" diamond blade included. Weight 143 lbs.

Rail saw able to plunge cut.

Rail pivots to a variety of angles for a perfect miter cut.

Collapsible table extensions on both sides.

Lock-down material bar included.

Legs fold into the bottom of the water pan, for ease of transporting.

Wheels make it easy to move the Gladiator around.

GLADIATOR 105 item 5216

Ships motor freight to a commercial address in the continental USA.

Call for pricing or visit
www.contractorsdirect.com



ZIPPER

2.2 HP, 110 Volts, **Belt driven means more torque!**

12" diamond blade included, max. blade diameter 14".

Cutting capacity is 4-1/8" with 12" blade and 5-1/8" with 14" blade.

Uses either 12" or 14" blades. Rail saw able to plunge cut.

Rail pivots to a variety of angles for a perfect miter cut.

Legs with wheels for mobility fold into the bottom of the water pan for ease of transporting.

ZIPPER 85 33.5" rip cut, weight 198 lbs **\$1799.99**

ZIPPER 105 41.3" rip cut, weight 205 lbs **\$1959.99**

ZIPPER 125 49.2" rip cut, weight 231 lbs **\$2199.99**

item 6690 **SHIPPING \$119.00***

*Motor freight to a commercial address in the continental USA.



MITERMISER V-CAP CUTTING GUIDE

Miter Miser assists in cutting quick, precise miters of 22-1/2 degree and 45 degree angles on counter trim edge radius tiles. For use on all wet saws. Made in the USA.

\$19.99 item 7778



10/3 x 50FT EXTENSION CORD

Deliver the appropriate AMPS to your saw!

Grounded tile saw extension cord.

10 gauge, will deliver the appropriate AMPS to your saw.

Contractor grade, 15 AMP, 125 Volts. Super flexible and abrasion resistant.

\$52.99 item 6423



HUSQVARNA TILEMATIC TS 250 X WET SAW KITS

New larger cutting capacity!
24" rip cut , 16" diagonally.

Available with Stainless Steel Pan & Rails

50% larger cast aluminum conveyor cart.

New spring-assisted plunge cut capability and blade shaft lock.

Galvanized water pan.

1.5 HP, 115 Volts. Depth of cut 3-3/4".

Saw dimensions 36-1/8"L x 22"W x 21-3/4"H.

10" blade capacity, 5/8" arbor. Weight 105 lbs.

10" blade and water pump included.

Galvanized Kit item 6390K **Call for pricing or visit**

Stainless Kit item 6393K **www.contractorsdirect.com**

Kits ship motor freight to a commercial address in the continental USA.

Folding Stand \$84.99 item 3008 *SHIPPING \$5.00*

Rolling Folding Stand \$249.99 item 6392 *SHIPPING \$8.00*

Rear Wheel Kit for Folding Stand \$20.99 item 6394

 **Husqvarna**
Great experience



[Kits Include Saw,
Stand and
Cutting Package.](#)

**New Rolling Folding
Stand Available.**

HUSQVARNA SUPER TILEMATIC TS 250 XL WET SAW KITS

Available with Stainless Steel Pan & Rails

Galvanized water pan.

1.5 HP, 115 Volts. Depth of cut 3-3/4".

Length of cut 31", diagonally 22".

Saw dimensions 52"L x 23"H x 26"W.

10" blade included. 5/8" arbor. Weight 132 lbs.

Galvanized Kit item 6397K

Stainless Steel Kit item 6398K

Call for pricing or visit

www.contractorsdirect.com

Kits ship motor freight to a commercial address in the continental USA.

 **Husqvarna**
Great experience



[Kits Include Saw,
Stand and
Cutting Package.](#)

FENCE PRO

Holds tile in place while cutting or profiling.

1/4" increment marks assist with slightly out of square cuts.

Eliminates the need for pre-marking off-the-table cuts.

Fits only Felker or Husqvarna tile saws.

\$79.99 item 3004



TARGET By HUSQVARNA Original Parts & Tile Saw Accessories

Target Pump for Tile Saws \$70.00 item 3110

Water Tube Assembly \$11.00 item 30123

Carriage Tray Wheels \$29.00 item 30110

Carriage Tray \$139.00 item 30092

Tile Accessories Pkg: Bullnose miter guide, adjustable 90 protractor, 45 dual angle guide **\$49.99** item 3009

45 Bullnose Miter \$26.00 item 30100

Dual 45 Flat Angle Guide \$23.00 item 30103

Drain Plug \$4.99 item 30091

Air Foot Switch \$99.00 item 3002

On/Off Switch Baldor \$22.00 item 30112

Water Pump Repair Kit \$30.99 item 3011

V-Belt Poly \$21.00 item 5855

T.Matic Metal Water Pan & Rails \$186.99 item 30109

T.Matic Stainless Water Pan & Rails \$316.99 item 30113

90 Adjustable Protractor \$22.00 item 30102

Adjustable Rip Guide \$16.00 item 30104

Tile Saw Stand \$84.99 item 3008 *SHIPPING \$5.00*

Tilematic Water Shield \$36.99 item 5282

G2 Carriage Tray \$139.00 item 6389

SHOP ON-LINE 24hrs.; www.contractorsdirect.com

MK DIAMOND WET TILE BLADES



Wet only, continuous and segmented rim.

MK-200 & MK-215 blades are recommended for Tile & Marble.

MK-315 blades are recommended for Marble.

MK-415 & MK-225 blades are recommended for Porcelain.

MK-215 6" \$51.49

MK-215 7" \$56.49

MK-215 8" \$61.79

MK-215 10" \$71.99

Item 6055

MK-200 7" \$45.99


MK-200 10" \$57.99

MK-200 7" 5pk. \$194.99

MK-200 10" 5pk. \$225.99

Item 6050

Item 6052



MK-315 7" \$64.89

MK-315 8" \$71.99

MK-315 10" \$84.99

Item 6065

MK-225 4" \$26.99 Hot Dog

MK-225 4-1/2" \$30.99 Hot Dog

MK-225 7" \$45.99 Hot Dog

MK-225 8" \$50.99 Hot Dog

MK-225 10" \$59.99 Hot Dog

MK-225 12" \$99.99 Hot Dog

Item 6060



MK-415 8" \$84.99

MK-415 10" \$92.99

Item 6070

MK-215 Glass 7" \$54.99

MK-215 Glass 8" \$56.99

MK-215 Glass 10" \$64.99

Item 6056

MK-62G 10" \$188.99

MK-62G 12" \$267.99

MK-62G 14" \$344.99

Item 6440

MK-62M 10" \$182.99


MK-62M 12" \$209.99

MK-62M 14" \$287.99

Item 6441

MK-10S 10" \$133.99

Item 5310



MK-62M blades are recommended for Marble.
MK-62G blades are recommended for Granite.
MK-10S blades are recommended for Pavers.

FELKER FG-10 STONE DIAMOND BLADES

Segmented blade for cutting mixed granite and engineered stone.

Premium quality, wet cutting.

10" \$98.99

12" \$124.99

14" \$149.99

Item 7540



RAZOR PORCELAIN WET CUTTING BLADE

Recommended for porcelain & granite.

5/8" Arbor, 12" Diameter, 1" arbor.

7" \$52.99

8" \$59.99

10" \$69.99

12" \$134.99

Item 6455



ALPHA®

ALPHA PORCELLANA WET CUTTING BLADE

Premium porcelain blade, 10mm super high rim.
Cuts porcelain, marble, hard ceramic tile and granite.

- 5" **\$44.99**
- 8" **\$89.99** Item 6500
- 10" **\$104.99**

**BEST BLADE TO CUT
PORCELAIN!**



FELKER WET CUTTING DIAMOND BLADES

TM-6 - For hard materials like granite, quarry tile.
TM-7 - For porcelain.

- TM-6 8" **\$69.99** Item 6040
- TM-6 10" **\$79.99**
- TM-7 10" **\$59.99** Item 3028



DeWALT PORCELAIN WET CUTTING BLADE

Aggressive diamond matrix
designed for porcelain & granite.

- Premium porcelain blade.
- 10" **\$59.99** item 6038
 - 10" **Lasercut \$58.99** item 6073



PEARL PRO-V DIAMOND BLADES

Large 10mm diamond rim height.
Small diameters, use wet or dry.
7", 8", 10", use wet only, 5/8" arbor.

- 4" **\$12.99** **10pcs bulk pack**
- 4-1/2" **\$14.99** **10pk. \$99.90**
- 7" **\$21.99** **10pk. \$119.90**
- 8" **\$29.99**
- 10" **\$35.99** **10pk. \$299.90**

item 6123



BLACK BIRD E.P. CUTTER BLADES

Premium blades for medium and softer grades of marble and travertine,
reduce finishing time, save material.
5/8" & 7/8" arbor.

Cut stone that would normally crack and chip.

- 4-1/2" **\$44.99** Item 6045
- 5" **\$49.99**





MK-250GX

Continuous Dry Porcelain Blade

Dry cutting, continuous rim diamond blade.
Clean chip-free cutting on porcelain.
7/8" - 5/8" arbor.

4" \$25.99 Item 164111



KATANA

Turbo Dry Porcelain Blade

The one blade you need for cutting porcelain, granite, marble, glazed tile.
Ultimate dry cutting diamond blade for the professional tile contractor.
4" - 5/8-20mm arbor, 4-1/2" - 20mm-7/8" arbor, 5" - 7/8" arbor.

4" \$42.99

4-1/2" \$49.99

5" \$54.99

Item 7693

MK DRY CUTTING DIAMOND BLADES

Continuous rim dry cutting blades, recommended for ceramic tile.

Use small diameters on angle grinders and on the Alpha/Felker/MK 4" tile cutters, 5/8" or 20 mm arbor.

Use 7" on circular saws.

MK-404CR 3-3/8" \$24.99

MK-404CR 4" \$27.99

MK-404CR 4-1/2" \$29.99

MK-404CR 7" \$49.99

Item 6075



Professional quality. affordable prices.

5pcs bulk pack

MK-625D 4" \$27.99

MK-625D 4-1/2" \$29.99 Item 6080

MK-625D 7" \$39.99

5pk. \$94.99

5pk. \$104.99

Item 6082



SIRI BLUE DRESSING STONE

Use to dress your diamond blades, hole saws, profile wheels; works great.

\$14.00 item 30822



WHITE MEDIUM DRESSING STONE

Specially formulated 60 grit dressing stone is used to expose new cutting surfaces on diamond blades.

Also used to clean the edge of the tile after cutting with a hand cutter.

\$14.99 item 3082





FURY TURBO BLADES

A Fast Cutting Economical Blade For Granite

Dry cutting, turbo rim blade,
7/8" - 5/8" arbor, Quad ready.

4" \$22.99

4-1/2" \$26.99 Item 6110

5" \$30.99

Quad Adaptor (fits Fury Turbo blades only)

5/8"-11 thread **\$24.99** item 5917



SHD DRY CUTTING PORCELAIN BLADES

Dry cutting, turbo rim blade for clean,
chip-free cutting on porcelain.

4" \$53.99

Item 6085

4-1/2" \$63.99



PEARL SUPER-DUTY DRY CUTTING BLADES

Super Dry Gold have embedded segments that
greatly increase cutting speed and blade life.

These blades cut concrete, stone and brick.

SD

SD GOLD

4" \$54.99

4" \$59.99

4-1/2" \$59.99 Item 6095

4-1/2" \$67.99 Item 6100

7" \$86.99

7" \$95.99



PEARL GRANITE BLADES

A dry cutting blade specifically designed to cut granite.

Fast cutting, leaves a smooth chip free surface.

The GRT diamond blade will also work on hard tile.

4" GRT \$44.99

4-1/2" GRT \$51.99

5" GRT \$65.99

7" GRT \$89.99 Item 6105

4" GRT \$49.99 (quad ready)

4-1/2" GRT \$55.99 (quad ready)

7" GRT \$94.99 (quad ready)

Quad Adaptor 5/8"-11 thread **\$29.99** item 5338



TERMINATOR

Thicker core, allows precision cutting without losing tension, even at the end of the blade life!

7" \$40.99

8" \$49.99

10" \$59.99

Item 6030

ALPHA

ALPHA VETRO

High quality wet glass cutting blades.

4-3/8" \$36.99

7" \$66.99

8" \$82.99

10" \$89.99

item 6505



PEARL PORCELAIN DIAMOND BLADE

Recommended for Porcelain & Granite.

5/8" arbor.

10" \$54.99 item 6091



WET CUTTING BLADES

Cut any hard material: granite, marble, stone and ceramic tile.

BRONZE BONDED

Specialist 8" \$46.99

Item 6090

Specialist 10" \$59.99



DRY CUTTING DIAMOND BLADES

Continuous rim dry cutting blades, recommended for ceramic tile, reduce chipping.

Use turbo for faster cutting.

Use small diameters on angle grinders and on the Alpha/Felker/MK 4" tile cutters, 5/8" or 20 mm arbor. Use 7" on circular saws.



Continuous Rim 4" \$19.99 Item 6120

Continuous Rim 4-1/2" \$22.99

Turbo 4" \$19.99

Turbo 4-1/2" \$22.99

Item 6125

Turbo 5" \$24.99

Turbo 7" \$42.99

