

Quality
Price
Service



Contractors Direct®

Tile & Stone Tools

Professional Equipment Since 1993



SHOP ON-LINE
www.contractorsdirect.com

Contractors Direct®
143 Furniture Row Unit 12, Milford, CT 06460

1-800-709-0002

2006



IMER COMBI 250 V2

**Longer, Lighter, & Able to Plunge Cut!
30" rip cut, 20" diagonally.**

Adjustable cutting head makes plunge cuts and L cuts a snap.

45 degree miter cuts, just tilt the cutting head.

10" blade capacity, 5/8" arbor.

1-1/2 HP motor, 115 Volts.

**Only 85 lbs., lightweight bridge saw.
10" blade included.**

\$1109.99 item 5818 SHIPPING \$82.00 **Made in ITALY**



FREE SAW STAND

NEW

VX 10.2 XL PRO

New, compact professional quality saw that cuts larger format tiles. 1.5 HP motor, 115 volts.

Liquid cooled bearing housing!

Stainless Steel Water Pan.

Weight only 83 lbs.

Rips: 24", diagonally cuts 18" tile.

Depth of cut 3-1/4".

Saw dimensions 23"L x 22-1/2"W x 19"H.

10" Pearl blade and bullnose miter guide included.

Folding stand not included.

\$899.99 item 5711 SHIPPING \$62.00

Pearl Saw Stand \$79.99 item 5792



24" Rip Cut



WETTENT

Introducing the World Best Water Protection System!

Never worry about the watery mess created by wet saws again.

No more propping up pieces of cardboard, wrapping with pieces of plastic and laying tarps under wet saws.

WetTent is designed, tested and guaranteed to be a water containment system that can be set up on any interior surface.

The WetTent looks extremely professional and shows you care about your customers and their property.

Convenient collapsible aluminum frame sets up in minutes and comes with it's own carrying bag.

Stay warm - keep customers happy.

Buy a WetTent today and bring your wet saw inside.

Standard WetTent

43"W x 43"D **\$169.99** SHIPPING \$12.00

XL WetTent

43"W x 52"D **\$179.99** SHIPPING \$17.00 item 7415

XXL WetTent

43"W x 83"D **\$209.99** SHIPPING \$22.00





D24000 HEAVY DUTY 10" TILE SAW

24" rip cut, 18" diagonally in one pass.

Lightweight-only 69 lbs.

Cantilevering rail/cart system. One person can transport and set up the saw.

Stainless steel rail system is integrated into the saw frame, insuring accurate cuts.

45 and 22.5° miter feature for quick angled cuts. Quick plunge cut feature for electrical outlets and A/C registers.

5 gallon water pan with rear and side ABS plastic pan attachments can be placed on saw to catch overspray from large tile, keeping the water in the pan. 3-3/4" depth of cut allows for cutting of V-cap and pavers.

Powerful 1.5 HP, 15 AMP motor will cut hard materials such as porcelain and stone.

Removable cutting cart for easy cleaning. Compact size, 34"L x 26"W.

Edge guide with 2-position 45 degree guide allows for easy lineup of corner cuts.

Blade diameter 10", 5/8" arbor. Max. depth of cut 3-3/4".

\$899.00 item 6036 **FREE SHIPPING & HANDLING**

Folding Stand \$84.99 item 6037

Q.E.P. Bridge Saws

Two sizes available:

8" Bridge Saw - 24" rip cut, 18" diagonally.

10" Bridge Saw - 40" rip cut, 28" diagonally.

These wet saws not only cut big tile, they provide the power and features found in tile saws that are as much as twice the price.

Wheels are provided for mobility.

Adjustable folding legs for set up on uneven surfaces.

8" Bridge Saw

8" diamond blade 5/8" arbor.

1-1/2" depth of cut, weight 99 lbs. 1.5 HP, 110 Volts.

Size 35"L x 20"W x 47"H. (with legs)

\$299.99 item 5226 **SHIPPING \$52.00**

10" Bridge Saw

10" diamond blade 5/8" arbor.

2" depth of cut, weight 163 lbs. 2 HP, 110 Volts.

Size 55-1/2"L x 37" W x 48"H. (with legs)

\$629.99 item 5230

FREE SHIPPING FROM Q.E.P. WAREHOUSE*

*Motor freight to a commercial address, in the continental USA.

Also available from our warehouse with a shipping charge.



**INCLUDES LASER CUTTING GUIDE
& ATTACHED REAR WHEELS.**



MK-370 EXP WET SAW KIT

1/2 HP, 115 Volts. Depth of cut 1-3/4".

Length of cut 18", diagonally 12".

Tilting head allows for precise 45 degree mitering.
7" MK blade, water pump and rip guide included.

Kit includes saw, folding stand and cutting pkg.

MK-370 EXP KIT \$319.00 item 42371K

FREE SHIPPING & HANDLING

370 EXP Stand \$53.99 item 42372



MK-770 EXP WET SAW

High torque 3/4 HP, 115 Volts. Depth of cut 2-1/4".

Length of cut 20", diagonally 14".

Adjustable cutting head for mitering.

7" blade capacity. 7" MK HOTDOG blade included.

Weight, 57 lbs .

MK-770 EXP \$519.99 item 30351

FREE SHIPPING FROM MK FACTORY WAREHOUSE*

** Most MK wet saws are also available from our warehouse with a shipping charge.*



MK-660 WET SAW

Direct drive 3/4 HP, 115 Volts.

Length of cut 14", diagonally 10". Depth of cut 2-1/4".

Saw dimensions 28"L x 21"W x 17"H.

7" blade capacity. 7" MK blade included.

Weight 53 lbs. Stand not included.

\$549.99 item 3034

FREE SHIPPING FROM MK FACTORY WAREHOUSE*

** Most MK wet saws are also available from our warehouse with a shipping charge.*



Stand with wheels for MK-101, MK-101-Pro, MK-101-Pro 24.

\$144.99 item 30382 SHIPPING \$5.00

Folding stand for 660, 770, 880, 101, 101-Pro

\$99.99 item 30381 SHIPPING \$4.00

MK-100 WET SAW KIT

Length of cut 20", diagonally 14".
Powerful 1.5HP, BALDOR motor, 115 Volts.
Depth of cut 3-3/4". Weight 96 lbs.
Saw dimensions 36"L x 22"W x 22"H.
Rip guide, water pump and 10" tile blade included.

\$595.99 item 5925K

FREE SHIPPING FROM MK FACTORY WAREHOUSE*

Includes folding stand and cutting kit.

* Most MK wet saws are also available from our warehouse with a shipping charge.



MK-101 PRO KIT

Length of cut 20", diagonally 14".
High torque 2 HP, 115 Volts.
Depth of cut 3-3/4". Weight 103 lbs.
Saw dimensions 36"L x 23"W x 23"H.
10" MK "Hot Dog" blade included.

Now with stainless steel water pan.

Stand with wheels, side table, and cutting kit included.

\$949.99 item 30371K

FREE SHIPPING FROM MK FACTORY WAREHOUSE*

* Most MK wet saws are also available from our warehouse with a shipping charge.

**FREE
MK Hot Dog
10" Blade**



MK-101 PRO 24 KIT

Length of cut 24", diagonally 18".
High torque 2 HP, 115 Volts.
Depth of cut 3-3/4". Weight 125 lbs.
Saw dimensions 40"L x 22"W x 23"H.
10" MK "Hot Dog" blade included.

**Stand with wheels, side table,
and cutting kit included.**

\$1199.99 item 3121K

FREE SHIPPING FROM MK FACTORY WAREHOUSE*

*Motor freight to a commercial address, in the continental USA.

Also available from our warehouse with a shipping charge.

**KIT INCLUDES
FREE STAND
WITH WHEELS**



MK Diamond Products Parts & Tile Saw Accessories

MK Water Pump \$58.00 item 3010

MK-770 Motor \$155.00 item 5849

MK-101/880 V-Belt \$10.00 item 5970

MK-270, 370 Water Pan \$35.00 item 30105

45 Bullnose Miter Small \$29.99 item 30093

Dressing Stone \$14.99 item 3082

Drain Plug \$4.50 item 30091

Rip Guide \$19.00 item 30097

5pc Cutting Kit \$99.99 item 30111

MK Foot Switch \$110.00 item 5924

MK-270/370 Water Pump \$44.00 item 5775

MK-101 Water Pan \$54.00 item 30108

MK-101 Stainless Steel Water Pan \$88.00 item 5977

MK-660, 770 Water Pan \$46.00 item 30106

Large Miter \$50.00 item 30094

Dual 45 Flat Angle Guide \$21.00 item 30096

90 Adjustable Protractor \$29.00 item 30095

Large Rip Guide \$24.99 item 30099

MK-101 On/Off Motor Switch \$15.00 item 5921

SHOP ON-LINE 24hrs.; www.contractorsdirect.com

TM-75 TILE SAW

Quiet 3/4 HP sealed induction motor.
75% quieter than saws with grinder motor.
Depth of cut 1-5/8". Water pump included.
Length of cut 14", diagonally 10".
5/8" arbor. Saw dimensions 26"L x 17"W x 14"H.
8" premium blade & cutting package included. Weight 37 lbs.

\$324.99 item 5833 *SHIPPING \$18.*

Stand not included. One year warranty.

Folding Stand \$58.99 item 58335



TILE MASTER PLUS KIT

New larger cutting capacity!
24" rip cut , 16" diagonally.

50% larger cast aluminum conveyor cart. New spring-assisted plunge cut capability.
Blade shaft lock. Powerful 1.5 HP, 115 Volt, Baldor motor, depth of cut 3-3/4".
10" blade capacity, 5/8" arbor. Weight 118 lbs.

Kit includes saw, folding stand and cutting package.

item 6391K **Call for pricing or visit**
www.contractorsdirect.com

Kit ships motor freight to a commercial address in the continental USA.

Rolling Folding Stand \$199.99 item 6392 *SHIPPING \$6.00*

Rear Wheel Kit for Folding Stand \$20.99 item 6394



FRS-38+

Tile, Marble and Granite Rail Saw
Plunge cut capabilities.

1.5 HP, 110 Volt motor, 3400 blade RPM.
45 degree pivoting head, cutting table extension.
Built-in handles for easy transportation.
Length of cut 38", diagonally 26". Depth of cut 2.6".
Saw dimensions 56"L x 41"W x 37"H
10" diamond blade included, 5/8" arbor.
Weighs 154 lbs. Water pump included.

item 3014 **Call for pricing or visit**
www.contractorsdirect.com

Saw ships motor freight to a commercial address in the continental USA.



Now with folding legs
and wheels.

Felker Original Parts & Tile Saw Accessories

Felker Pump for Tile Saws \$70.00 item 3110

Water Tube Assembly \$10.00 item 30123

Tile Master Pan With Rails \$149.99 item 30098

Carriage Tray \$135.00 item 30092

45 Bullnose Miter \$25.00 item 30100

Dual 45 Flat Angle guide \$23.00 item 30103

Tile Accessories Pkg: Bullnose miter guide, Adjustable 90 protractor, 45 dual angle guide **\$49.99** item 3009

Drain Plug \$4.50 item 30091

Air Foot Switch \$99.00 item 3002

Water Pump Repair Kit \$30.99 item 3011

V-Belt Poly \$21.00 item 5855

Tile Saw Stand \$84.99 item 3008 *SHIPPING \$4.00*

Carriage Tray Wheels \$29.00 item 30110

90 Adjustable Protractor \$21.00 item 30102

Adjustable Rip Guide \$15.00 item 30104

On/off Switch Baldor \$22.00 item 30112

Tile Master Water Shield \$36.99 item 5281



TS7 TILE SAW

3/4 HP, 115 Volts. Depth of cut 1-3/4"
Length of cut 17", diagonally 12".
7" blade included.

Best built compact saw in it's class!

Miter guide, large flow water pump and rip guide included.
Saw dimensions 30"L x 19"W x 18"H
Weight 43 lbs.

\$479.99 item 6400 *SHIPPING \$18.00*

Folding Stand \$89.99 item 6403



GEMINI REVOLUTION XT WET SAW

24" rip cut in tile, porcelain, marble, granite.

Weighs only 38 lbs. 1 HP, 110 Volts.

10" diamond ring blade that cuts up to 2" thick.

So clean and quiet you can use it indoors.

5 times more blade power (torque) than any other saw in its class.

Optional rolling carts available.

\$999.99 item 5223 *SHIPPING \$40.00*

Folding Stand \$84.99 item 5212

Diamond Blade Standard \$74.99 item 5213

Diamond Blade Double Sided \$139.99 item 5214



**CUT A RADIUS, CURVE
OR STRAIGHT LINE.**

Optional rolling carts available.
Call for pricing.

Stand not
included.

BOOMERANGLE 45 DEGREE MITER

Allows tile to be center cut at a precise 45 degree angle for easier installation and faster setup and cutting time. **\$15.99** item 3104

Fits Any Wet Saw.

V-CAP MITER

Attaches easily to Boomerangle 45 (required).

Cut many types of trim tiles time after time with fewer miscuts.

Miter V-caps, quarter round and radius tiles in two positions. **\$26.95** item 3105



10/3 x 50FT EXTENSION CORD

Deliver the appropriate AMPS to your saw!

Grounded tile saw extension cord.

10 guage, will deliver the appropriate AMPS to your saw.

Contractor grade, 15 AMP, 125 Volts.

Super flexible and abrasion resistant.

\$52.99 item 6423



SHOP ON-LINE 24hrs.; www.contractorsdirect.com



GLADIATOR

41" rip cut, 29" diagonally.

1-1/2 HP, 110 Volts, belt driven means more torque!
10" diamond blade included.

Rail saw able to plunge cut.

Weight 143 lbs. 5/8" arbor.
Rail pivots to a variety of angles for a perfect miter cut.
Collapsible table extensions on both sides.
Lock-down material bar included.
Legs fold into the bottom of the water pan, for ease of transporting.
Wheels make it easy to move the Gladiator around.

GLADIATOR 105 \$1579.99 item 5216 *SHIPPING \$90.00*

*Motor freight to a commercial address, in the continental USA.



ZIPPER

2.2 HP, 110 Volts, belt driven means more torque!
12" diamond blade included, max. blade diameter 14".
Cutting capacity is 4-1/8" with 12" blade and 5-1/8" with 14" blade.

Uses either 12" or 14" blades.

Rail saw able to plunge cut.

Rail pivots to a variety of angles for a perfect miter cut.
Legs with wheels for mobility fold into the bottom of the water pan for ease of transporting.


ZIPPER 85 33.5" rip cut, weight 198 lbs **\$1575.99**

ZIPPER 105 41.3" rip cut, weight 205 lbs **\$1775.99**

ZIPPER 125 49.2" rip cut, weight 231 lbs **\$1875.99**

item 6690 *SHIPPING \$90.00**

*Motor freight to a commercial address, in the continental USA.



RAZOR PORCELAIN WET CUTTING BLADE

Recommended for porcelain & granite.

5/8" Arbor, 12" Diameter, 1" arbor.

7" \$52.99

8" \$59.99 Item 6455

10" \$67.99

12" \$129.99





TILEMATIC G2 WET SAW KITS

New larger cutting capacity!

24" rip cut , 16" diagonally.

Available with Stainless Steel Pan & Rails

50% larger cast aluminum conveyor cart.

New spring-assisted plunge cut capability and blade shaft lock.

Galvanized water pan.

1.5 HP, 115 Volts. Depth of cut 3-3/4".

Saw dimensions 36-1/8"L x 22"W x 21-3/4"H.

10" blade capacity, 5/8" arbor. Weight 105 lbs.

10" blade and water pump included.

[Kits Include Saw,
Stand and
Cutting Package.](#)

Galvanized Kit item 6390K **Call for pricing or visit**

Stainless Kit item 6393K **www.contractorsdirect.com**

Kits ship motor freight to a commercial address in the continental USA.

Folding Stand \$84.99 item 3008 *SHIPPING \$4.00*

Rolling Folding Stand \$199.99 item 6392 *SHIPPING \$6.00*

Rear Wheel Kit for Folding Stand \$20.99 item 6394



**New Rolling Folding
Stand Available.**

SUPER TILEMATIC G2 KITS

Available with Stainless Steel Pan & Rails

Galvanized water pan.

1.5 HP, 115 Volts. Depth of cut 3-3/4".

Length of cut 31", diagonally 22".

Saw dimensions 52"L x 23"H x 26"W.

10" blade included. 5/8" arbor. Weight 132 lbs.

Galvanized Kit item 6397K

Stainless Steel Kit item 6398K

Call for pricing or visit

www.contractorsdirect.com



[Kits Include Saw,
Stand and
Cutting Package.](#)



Kits ship motor freight to a commercial address in the continental USA.

FENCE PRO

Holds tile in place while cutting or profiling.

1/4" increment marks assist with slightly out of square cuts.

Eliminates the need for pre-marking off-the-table cuts.

Fits only Felker or Target tile saws.

\$79.99 item 3004



TARGET Original Parts & Tile Saw Accessories

Target Pump for Tile Saws \$70.00 item 3110 **Water Pump Repair Kit \$30.99** item 3011

Water Tube Assembly \$10.00 item 30123 **V-Belt Poly \$21.00** item 5855

Carriage Tray Wheels \$29.00 item 30110 **T.Matic Metal Water Pan & Rails \$186.99** item 30109

Carriage Tray \$135.00 item 30092 **T.Matic Stainless Water Pan & Rails \$299.99** item 30113

Tile Accessories Pkg: Bullnose miter guide, adjustable 90 protractor, 45 dual angle guide **\$49.99** item 3009

45 Bullnose Miter \$25.00 item 30100 **90 Adjustable Protractor \$21.00** item 30102

Dual 45 Flat Angle Guide \$23.00 item 30103 **Adjustable Rip Guide \$15.00** item 30104

Drain Plug \$4.50 item 30091

Tile Saw Stand \$84.99 item 3008 *SHIPPING \$4.00*

Air Foot Switch \$99.00 item 3002

Tilematic Water Shield \$36.99 item 5282

On/Off Switch Baldor \$22.00 item 30112

SHOP ON-LINE 24hrs.; www.contractorsdirect.com

MK DIAMOND TILE BLADES



Wet only, continuous and segmented rim.

MK-200 & MK-215 blades are recommended for Tile & Marble.

MK-315 blades are recommended for Marble.

MK-415 & MK-225 blades are recommended for Porcelain.

MK-215 6" \$51.49

MK-215 7" \$56.49

MK-215 8" \$61.79

MK-215 10" \$71.99

Item 6055

MK-200 7" \$45.99


MK-200 10" \$57.99

MK-200 7" 5pk. \$194.99

MK-200 10" 5pk. \$225.99

Item 6050

Item 6052



MK-315 7" \$64.89

MK-315 8" \$71.99

MK-315 10" \$84.99

Item 6065

MK-225 7" \$45.99 Hot Dog

MK-225 8" \$50.99 Hot Dog

MK-225 10" \$59.99 Hot Dog

Item 6060

MK-415 8" \$84.99

MK-415 10" \$92.99

Item 6070

MK-215 Glass 7" \$54.99

MK-215 Glass 8" \$56.99

MK-215 Glass 10" \$64.99

Item 6056



CUTS PORCELAIN

MK-62G 10" \$188.99

MK-62G 12" \$267.99

Item 6440


MK-62M 10" \$182.99

MK-62M 12" \$209.99

Item 6441

MK-10S 10" \$133.99

Item 5310



MK-62M blades are recommended for Marble.


MK-62G blades are recommended for Granite.

MK-10S blades are recommended for Pavers.

TRUE BLUE DRESSING STONE

Use to dress your diamond blades, hole saws, profile wheels, works great.

\$14.00 item 30822



MK DRY CUTTING DIAMOND BLADES

Continuous rim dry cutting blades, recommended for ceramic tile.

Use small diameters on angle grinders and on

the Alpha/Felker/MK 4" tile cutters, 5/8" or 20 mm arbor.

Use 7" on circular saws.

MK-404CR 3-3/8" \$24.99

MK-404CR 4" \$27.99

MK-404CR 4-1/2" \$29.99

MK-404CR 7" \$49.99

Item 6075



Professional quality. affordable prices.

MK-625D 4" \$27.99

MK-625D 4-1/2" \$29.99

MK-625D 7" \$39.99

Item 6080

5pcs bulk pack

5pk. \$94.99

5pk. \$104.99

Item 6082



ALPHA®

ALPHA PORCELLANA WET CUTTING BLADE

Premium porcelain blade, 10mm super high rim.
Cuts porcelain, marble, hard ceramic tile and granite.

- 5" **\$44.99**
- 8" **\$89.99** Item 6500
- 10" **\$104.99**

**BEST BLADE TO CUT
PORCELAIN!**



FELKER WET CUTTING DIAMOND BLADES

TM-6 - For hard materials like granite, quarry tile.
TM-7 - For porcelain.

- TM-6 8" **\$69.99** Item 6040
- TM-6 10" **\$79.99**
- TM-7 10" **\$59.99** Item 3028



DeWALT PORCELAIN WET CUTTING BLADE

Aggressive diamond matrix designed for porcelain & granite.

Premium porcelain blade.

- 10" **\$59.99** item 6038



PEARL PRO-V DIAMOND BLADES

Large 10mm diamond rim height.
Small diameters, use wet or dry.
7", 8", 10", use wet only, 5/8" arbor.



- 4" **\$12.99** **10pcs bulk pack**
- 4-1/2" **\$14.99** **10pk. \$99.90**
- 7" **\$21.99** **10pk. \$119.90**
- 8" **\$29.99**
- 10" **\$35.99** **10pk. \$299.90**

item 6123



BLACK BIRD E.P. CUTTER BLADES

Premium blades for medium and softer grades of marble and travertine,
reduce finishing time, save material.

5/8" & 7/8" arbor.

Cut stone that would normally crack and chip.

- 4-1/2" **\$44.99** Item 6045
- 5" **\$49.99**





FURY TURBO BLADES
A Fast Cutting Economical Blade
For Granite

Dry cutting, turbo rim blade,
 7/8" - 5/8" arbor, Quad ready.

4" \$22.99

4-1/2" \$26.99 Item 6110

5" \$30.99

Quad adaptor (fits Fury Turbo blades only)

5/8"-11 thread **\$24.99** item 5917



SHD DRY CUTTING
PORCELAIN BLADES

Dry cutting, turbo rim blade for clean,
 chip-free cutting on porcelain.

4" \$53.99

Item 6085

4-1/2" \$63.99



PEARL SUPER-DUTY
DRY CUTTING BLADES

Super Dry Gold have embedded segments that
 greatly increase cutting speed and blade life.
 These blades cut concrete, stone and brick.

SD

SD GOLD

4" \$54.99

4-1/2" \$59.99 Item 6095

7" \$86.99

4" \$59.99

4-1/2" \$67.99 Item 6100

7" \$95.99



PEARL GRANITE BLADES

A dry cutting blade specifically designed to cut granite.
 Fast cutting, leaves a smooth chip free surface.
 The GRT diamond blade will also work on hard tile.

4" GRT \$44.99

4-1/2" GRT \$51.99

5" GRT \$65.99

7" GRT \$89.99

Item 6105

4" GRT \$49.99 (quad ready)

4-1/2" GRT \$55.99 (quad ready)

7" GRT \$94.99 (quad ready)

Quad Adaptor 5/8"-11 thread **\$29.99** item 5338





TERMINATOR

Thicker core, allows precision cutting without losing tension, even at the end of the blade life!

7" \$40.99

8" \$49.99

10" \$59.99

Item 6030

ALPHA VETRO

High quality wet glass cutting blades.

4-3/8" \$36.99

7" \$66.99

8" \$82.99

10" \$89.99

item 6505



PEARL PORCELAIN DIAMOND BLADE

Recommended for Porcelain & Granite.

5/8" arbor.

10" \$54.99 item 6091



WET CUTTING BLADES

Cut any hard material: granite, marble, stone and ceramic tile.

BRONZE BONDED

Specialist 8" \$46.99

Specialist 10" \$59.99

Item 6090



DRY CUTTING DIAMOND BLADES

Continuous rim dry cutting blades, recommended for ceramic tile, reduce chipping.

Use turbo for faster cutting.

Use small diameters on angle grinders and on the Alpha/Felker/MK 4" tile cutters,

5/8" or 20 mm arbor. Use 7" on circular saws.



Continuous Rim 4" \$19.99 Item 6120

Continuous Rim 4-1/2" \$22.99

Turbo 4" \$19.99

Turbo 4-1/2" \$22.99

Turbo 5" \$24.99

Turbo 7" \$42.99

Item 6125

